

Crane Hanger MEP Operating Instructions



MEVA Schalungs-Systeme GmbH

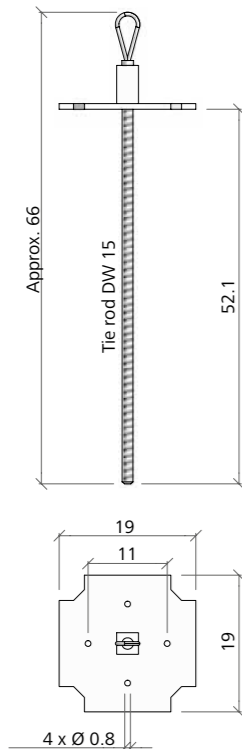
Industriestrasse 5 Tel. +49 7456 692-01
72221 Haiterbach Fax +49 7456 692-66
Germany info@meva.net

www.meva.net

3611 GB 03/2022 1000 2p,2m Printed in Germany

1. Product description

Ref. no. 29-910-05, weight 3.5 kg
Galvanized. DW thread \varnothing 15 mm. Used to move slab tables. Load capacity 10 kN (1 ton). Always use four crane hangers for each transport unit. A flange nut 100 must be ordered separately for each crane hanger MEP. Length of thread 52 cm. (Refer to section 5 for use)



2. Preventive measures and safety instructions

2.1. Information about the operating instructions

- You must read the operating instructions carefully before using the crane hanger MEP for the first time and make the information provided available to all persons who are authorized to use the crane hanger MEP.
- The crane hanger MEP may only be used by authorised and trained personnel in accordance with DGUV R 109-017.
- Use the crane hanger MEP only for the use described in these operating instructions. Impermissible use of the crane hanger MEP can result in damage and in extreme cases to danger to life and limb.
- When using the crane hanger MEP, the load must never be subjected to oblique pulling, abrupt lifting or tilting strike during rotation.
- There must be no persons present below and/or on the raised load.
- Never exceed the load-bearing capacity of the crane hanger MEP.
- Damaged crane hangers MEP must not be reused.

2.2. Information about use

- Before using it for the first time, the crane hangers MEP must be inspected in accordance with section 6 of these operating instructions.
- Before each use, visually inspect the crane hanger MEP for damage and ensure it is complete, that moving parts are secure and that it functions correctly.
- The crane hanger MEP must only be installed at the position provided for this purpose.
- Ensure that the load is distributed evenly.
- During the lifting process ensure that the load attached to the crane hanger MEP does not swing to and fro or collide with other objects. The tips of load hooks must not be subject to load and must move freely in the attachment eyelet.
- Hang up empty load hooks if there is a risk that they can hook unintentionally.
- Loads must be picked up and set down in such a way that the load cannot fall over, fall apart, slide away or roll away unintentionally.
- During transport there must be no load and/or persons on the transport units nor should anyone climb onto the transport units.

3. Precautionary measures!

- There is a risk of crushing accidents during the entire lifting process.
- Warning of suspended loads. It is not permitted to transport the load above other people.

Make sure there is nobody in the hazardous area in the vicinity of the load. Use only lifting gear with lifting chains. The load hook on the lifting chain must move freely in the attachment eyelet of the crane hanger MEP.

Ensure that the necessary personal protective equipment required for the use of the crane hanger MEP is available and used for its intended purpose:

- Safety helmet
- Safety footwear
- Safety gloves
- Safety glasses

4. Behaviour in the event of an accident – First aid

- Secure the scene of the accident
- Provide first aid
- Inform the first-aid officer and the supervisor
- Tend to the injured person(s)

5. Correct use

The crane hanger MEP is a lifting device used to transport slab tables. Always use four crane hangers MEP for each transport unit. They can be attached to the transport unit as follows:

- By screwing them into the DW threads of the forked prop heads MEP (Fig. 1)
- By securing them with the flange nut 100 (Figures 2 and 3)

- The capacity of the crane sling provided at the construction site must be sufficient to lift the loads that occur. Slab table + 4 x crane hanger MEP (3.5 kg) = required crane capacity.

The maximum load capacity per crane hanger MEP is 10 kN (1.0 ton).

According to DGUV-R 109-017, section 4.1.2, only two strands may be considered to be load-bearing (20 kN (2.0 t)) when slinging with several strands. This does not apply if it has been ensured that the load is distributed evenly over further strands or if the permissible loading of the individual strands is not exceeded in the event of an unequal load distribution (max. 30 kN (3.0 t)).

- The crane hanger MEP may only be installed by trained personnel who possess the necessary knowledge and skills (in accordance with the applicable national regulations).

- Only material that is in perfect condition may be used. Ensure that damaged parts cannot be reused. Only original MEVA parts may be used as spare parts or accessories.

5.1 Installing the crane hanger MEP

To be able to install the crane hanger, a hole must be drilled in the facing in order to screw the DW tie rod into the forked prop head MEP.

To provide stability, the crane hanger MEP must be fixed to the facing with nails or screws (Fig. 1). If a forked prop head MEP is not used, the crane hanger MEP must be mounted outside of the forked prop head. In this case, the construction must be secured with a flange screw 18 (Figures 2 and 3).

Important

Before use, check the crane hanger MEP for damage. Welds and tie rod in the area where the crane hanger MEP is attached must be free of damage. Furthermore, the attachment point must be free of contamination.

5.2 Avoidable misuse

- Check that the crane hanger MEP has been securely bolted in place. Either with a flange nut 100 or with the DW tie rod directly into the forked prop head MEP.
- Do not exceed the load capacity.
- Always use four crane hangers MEP attached symmetrically to the slab table (Figures 1 and 2).
- Ensure that no persons are located in the danger zone.
- Remove all loose parts or secure them against falling. If defects are determined, the crane hanger MEP is to be disposed of correctly.

Attention

- Persons must never be located on the slab table when this is being moved or is suspended. Furthermore, ensure that there are no loose objects on the unit when it is being moved.

In all phases of use

- Injuries to hands and fingers can occur due to sharp edges on the unit.
- The slab table can strike you or other persons.

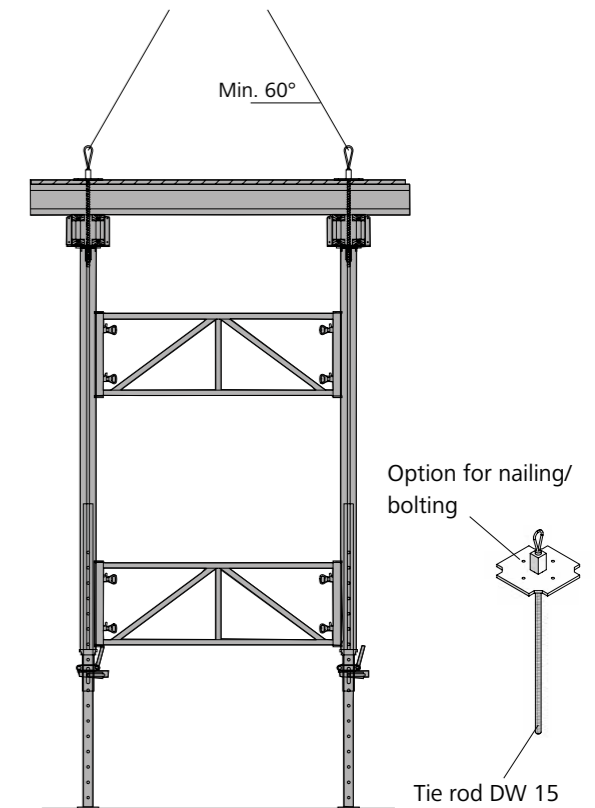


Fig. 1

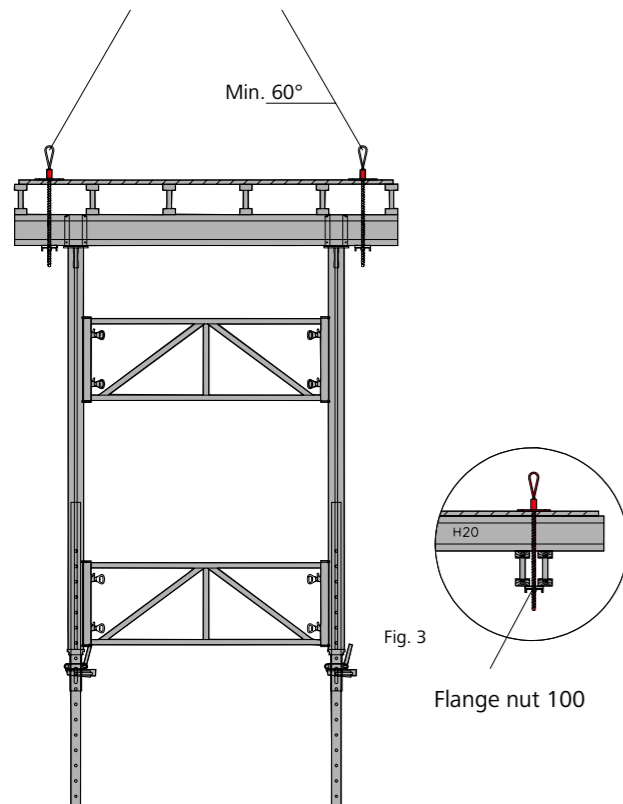


Fig. 2

5.3 Crane ganging

The crane hanger MEP may only be used under the supervision of a person with the necessary expertise and by suitably qualified persons. The suitably qualified persons must receive appropriate training in the work to be carried out with regard to specific hazards.

6. Inspection and maintenance

6.1 Inspection before first use

The crane hanger MEP underwent a final inspection before leaving the factory and is suitable for the corresponding usage. However, before being used for the first time, the crane hanger MEP must be checked by a specialist for any damage that has occurred during transport or due to other causes. Particular attention must be paid to cracks (welds), corroded areas and deformation.

6.2 Inspection

The crane hanger MEP must be visually inspected before every use in accordance with the applicable national industrial safety regulations for damage, deformation, corrosion, cracked welds or incipient cracks in welds, etc. Ensure that the crane hanger MEP is complete and that moving parts are secure, and check it for correct function and wear. Damaged products must not be used and must be put to one side.

Important

Before installing the crane hanger MEP, inspect the attachment point for damage. Profiles in the area where the crane hanger MEP is attached must be free of damage. Furthermore, the attachment points on the forked prop head or on the slab table must be free of contamination. Any necessary repairs must be performed by MEVA.



During use of the crane hanger MEP, the following must be observed:

- Ensure that the attachment points on the crane hanger MEP are fit for use.
- Exceeding the permissible loading can result in excessive elongation of the attachment points and thus permanent deformation. In this case, the crane hanger MEP must be taken out of service.
- The crane hanger MEP must not be used if corrosion is detected!
- Do not exceed the load capacity.
- Ensure that no persons are located in the danger zone.
- Ensure that the ground is even and capable of bearing the load.
- Remove all loose parts or secure them against falling.
- If defects are determined, the crane hanger MEP is to be disposed of correctly.

6.3 Extraordinary inspection

According to DGUV R 109-017, the crane hanger MEP must be subjected to an extraordinary inspection performed by a specialist after cases of damage or exceptional occurrences that can influence the load-bearing capacity and also after repairs. Accessories must be checked in accordance with their specific inspection requirements.

6.4 Maintenance

Any contamination such as concrete residue or similar soiling on the crane hanger MEP must be completely removed.

7. Repairs

Repairs must be carried out by the manufacturer and the crane hanger MEP may only be used in its original condition. MEVA assumes no liability for modified products.

8. Maximum load capacity

Observe the maximum load capacity of **10 kN (1 ton)** per crane hanger MEP (see section 5).

9. Storage

Ensure that the crane hanger MEP is stored so that it is suitably protected against the effects of weather and aggressive substances insofar as these have a negative influence on safety.

10. Disposal

Render the crane hanger MEP unusable before disposal. After use, dispose of this product in accordance with the laws and regulations that apply in your country.

11. Information for users

- In countries other than Germany observe the currently applicable national regulations and standards!
- If no country-specific regulations are available, we recommend that you observe the German regulations.
- A person with the necessary expertise must be present when the crane hanger MEP is being used.



Failure to comply with the information provided above will result in the loss of entitlements within the scope of the product liability as well as warranty entitlements.

Declaration of Conformity
for the purpose of the directive 2006/42/EC

Producer

MEVA Schalungs-Systeme GmbH
Industriestrasse 5
72221 Haiterbach
GERMANY

Person based in the community, who is authorised, to collect the relevant technical documentation:

Dr. Olaf Leitzbach
MEVA Schalungs-Systeme GmbH
Industriestrasse 5
72221 Haiterbach
GERMANY

states explicitly, regarding the product

- product description: **Crane hanger MEP**
- ref.-No.: **29-910-05**

which this declaration refers to, the appropriate regulations of the following EC-directive are considered:

- 2006/42/EC
Directive 2006/42/EC of the European Parliament and of the Council of 17 May 2006 on machinery, and amending Directive 95/16/EC (recast)

Source of the applied harmonized standards according to article 7 paragraph 2:

- DIN EN 13155:2009-08
Cranes – Safety – Non-fixed load lifting attachments
- DIN EN ISO 12100:2011-03
Safety of machinery – General principles for design – Risk assessment and risk reduction

Haiterbach, 2018-07-24

Florian F. Dingler
(CEO)